

Some stay for a week, Some stay for a lifetime Barnstable County

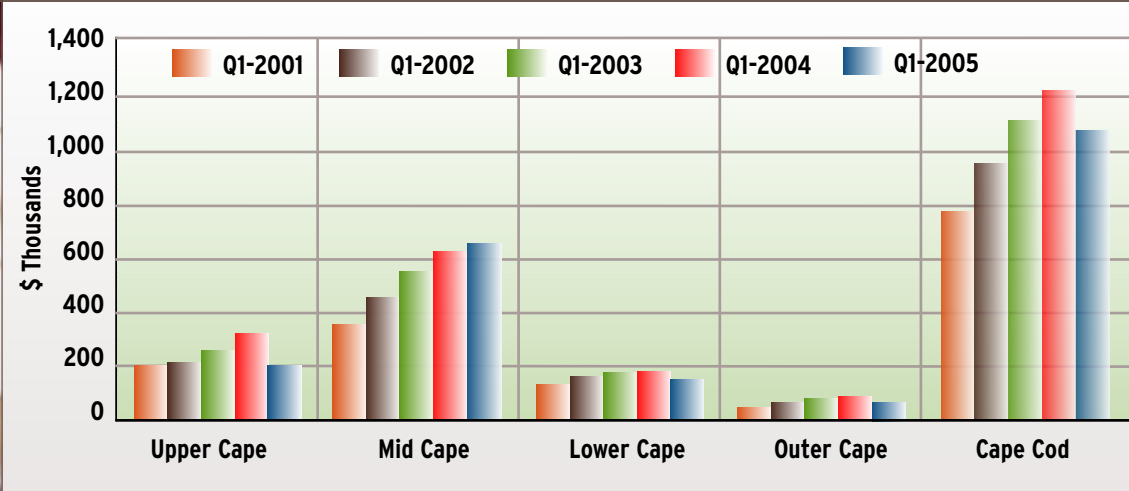


TOURISM		Q1-04	Q1-05	PERCENT CHANGE	Q4-04	YTD Q4-03	YTD Q4-04
Total State/Local room tax revenue		\$1,229,427	\$1,107,690	-10%	\$2,580,520	\$19,816,766	\$20,185,481
# visits to two CC visitor centers		20,442	16,269	-20%	34,076	239,890	237,305
# visits to CC Nat'l Seashore Areas		391,336	377,292	-4%	588,486	4,095,913	4,136,388

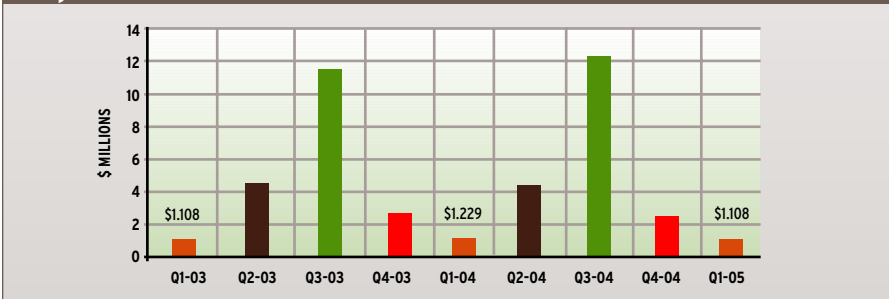
CONSTRUCTION		Q1-04	Q1-05	PERCENT CHANGE	Q4-04	YTD Q4-03	YTD Q4-04
# residential permits issued		301	264	-12%	285	1,041	1,202
\$ value of residential permits issued		7,740.90	6,493.20	-16%	9,113.50	26,947.80	32,199.10
# commercial permits issued		14	13	-7%	14	64	64
\$ value of commercial permits issued		6,193	3,580	-42%	13,436.6	29,972.10	68,573.2



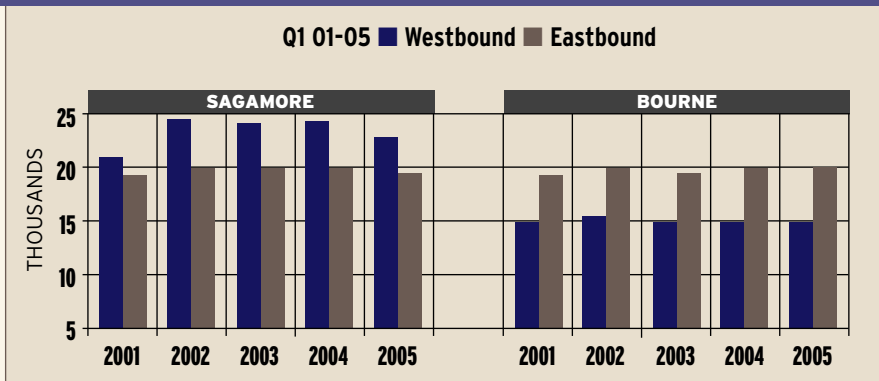
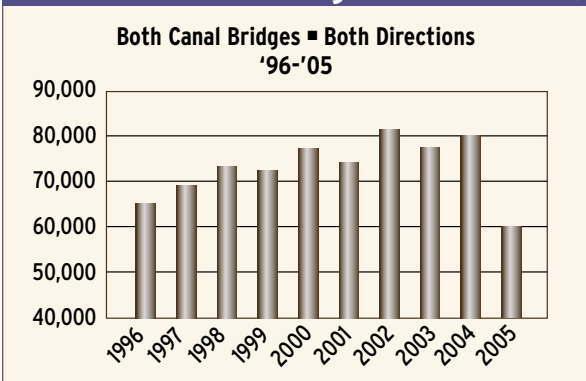
Total Room Tax Collections First Quarter 2001-2005



Cape Cod Total Room Tax Collections Q1-03 through Q1-05



First Quarter Bridge Traffic Average Daily



SOURCE: CAPE COD CHAMBER OF COMMERCE AND CITIZENS BANK